

The Flood Flooring Prestressed Block and Plank system is well established and widely respected on the Irish market. Block and Plank composite flooring is a versatile lightweight easy to handle system designed with speed of erection and economy in mind. The system comprises precast, prestressed concrete planks containing a steel lattice girder and infill hollow concrete blocks. These elements provide a permanent shutter to the structural concrete.

The concrete planks, placed at 570mm centres, provides seating for the infill blocks. A bearing of 100mm on load bearing blockwork and 75mm on beams is required. Structural propping is required in the temporary condition prior to the placing of the pots or screed. Check each project for specific propping requirements and details. Service Openings can easily be catered for and on-site changes can be effected with great ease.

Cantilevers can normally be accommodated as extensions to the main span. (Consult the Flood Technical Advice Office for details).

Block and Plank Flooring can be used to satisfy the acoustic requirements of the Building Regulations. The fire ratings meet the requirements of Table 3.5 of BS 8110 Part 1, 1985.

Block and Plank Flooring may also be designed to act compositely with steel or concrete support beams.

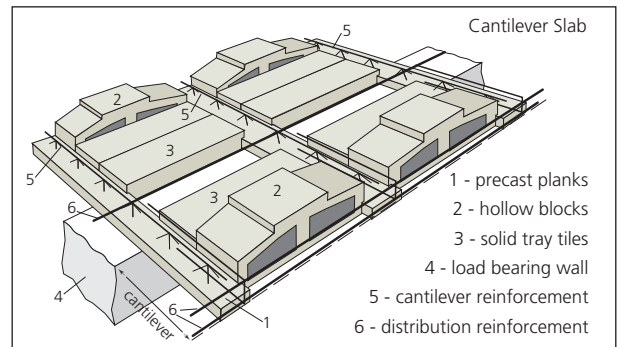
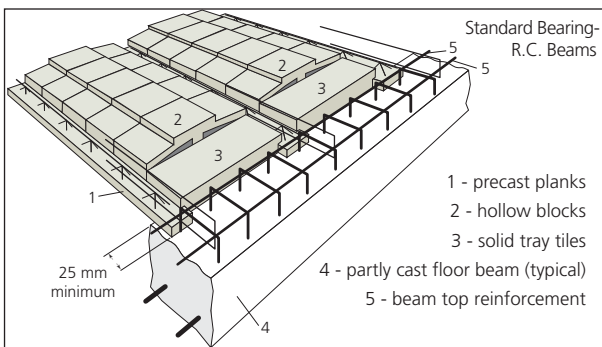
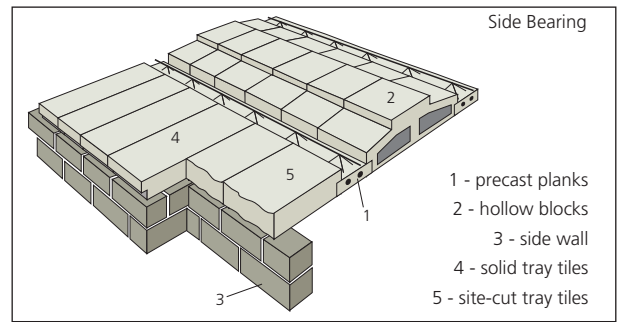
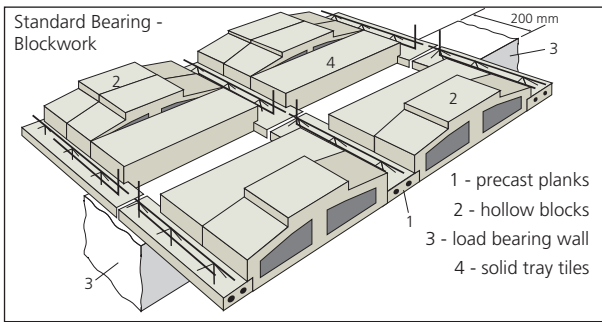


Safe Load Table for Block and Plank, single span.

Note: Tabular Values are spans (m). Planks are 160mm X 60mm at 570mm centre to centre.

Floor Type	Screed Depth (mm)	Floor Depth (mm)	Applied Load Kn/Sq m									Self Wt. (Kn/Sq.m)
			1.5	2	2.5	3	3.5	4	5	6	7	
Effective Spans (Metres)												
150/50/570	50	150	5.11	4.86	4.64	4.44	4.27	4.12	3.86	3.64	3.46	3.6
175/75/570	75	175	5.45	5.20	4.99	4.80	4.66	4.47	4.21	3.98	3.79	4.2
200/100/570	100	200	5.65	5.42	5.21	5.03	4.86	4.71	4.45	4.22	4.03	4.8
225/50/570	50	225	6.62	6.30	6.02	5.78	5.56	5.37	5.03	4.76	4.52	3.77
250/75/570	75	250	6.72	6.42	6.16	5.93	5.73	5.54	5.22	4.94	4.71	4.37
275/100/570	100	275	6.78	6.51	6.27	6.05	5.86	5.68	5.37	5.10	4.87	4.97
300/125/570	125	300	6.84	6.58	6.36	6.15	5.96	5.79	5.49	5.23	5.01	5.5

- Where additional tray tiles or cross ribs are required, the floor self weight and quantity insitu concrete will increase (consult the Flood Technical Advice Office for further information).
- Constraints on deflection may limit the maximum span to a value less than that indicated on the tables.
- Other floor loads may be accommodated by providing double or treble planking.
- Limitations on shear may alter the permitted span from the values indicated.
- The maximum span indicated is based on an ultimate applied load of the floor self weight and the live load indicated. Any additional loads to increase the floor self weight (to achieve sound insulation for example) will reduce the permitted span from that indicated on the tables.
- For specific projects please consult the Flood Technical Advice Office regarding propping requirements.



A number of CEILING FINISHES can be applied to the soffit of a Block and Plank floor-

- a) The floor itself has a flat soffit which forms an ideal key for the direct application of plaster.
- b) The planks afford an excellent surface for the fixing of timber battens.
- c) Ceiling hangers can be inserted at the time of erection to allow for the fixing of a suspended ceiling.

The technical office of Flood Flooring should always be contacted in relation to technical data for each specific contract, before its commencement.

The specifications contained in this brochure are for information purposes only. Our products are continually updated and changes may be made to the specification from time to time. Specifications are subject to change without notice. Issue date March '07. This brochure supersedes all undated and predated copies.

Flood Flooring Limited

Hilltown, Oldcastle, Co Meath, Tel: 049 - 8541477, Fax: 049 - 8541311, E-mail: info@floodflooring.com